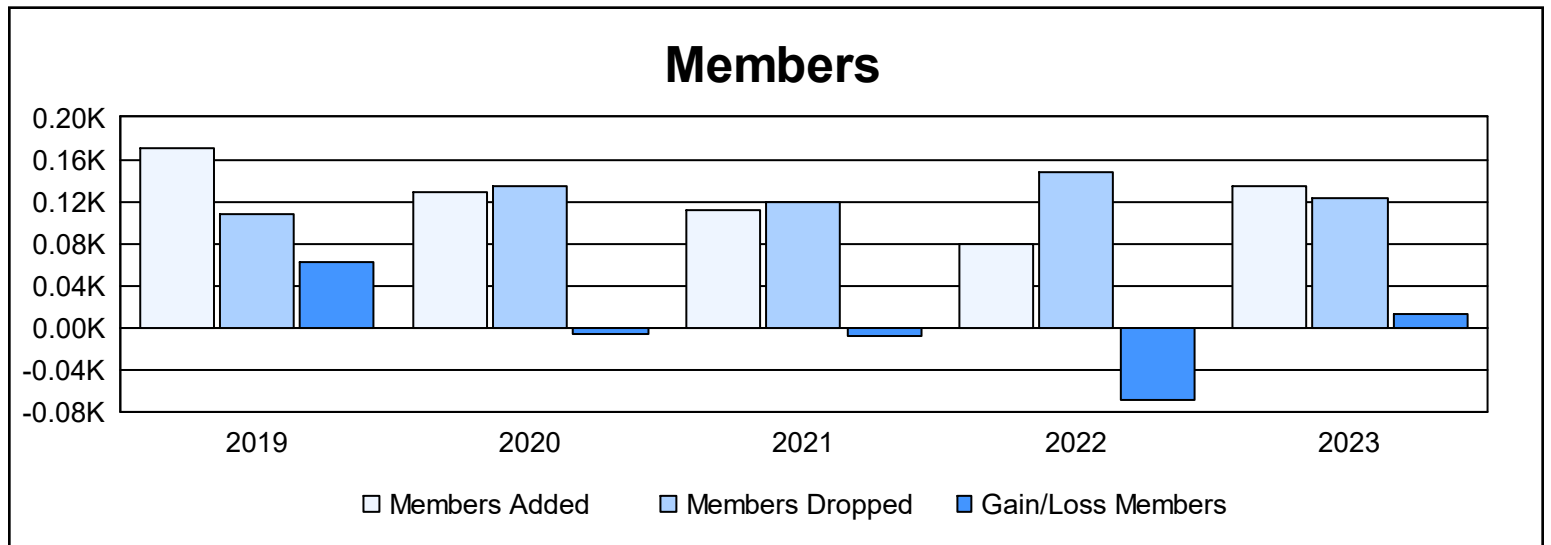
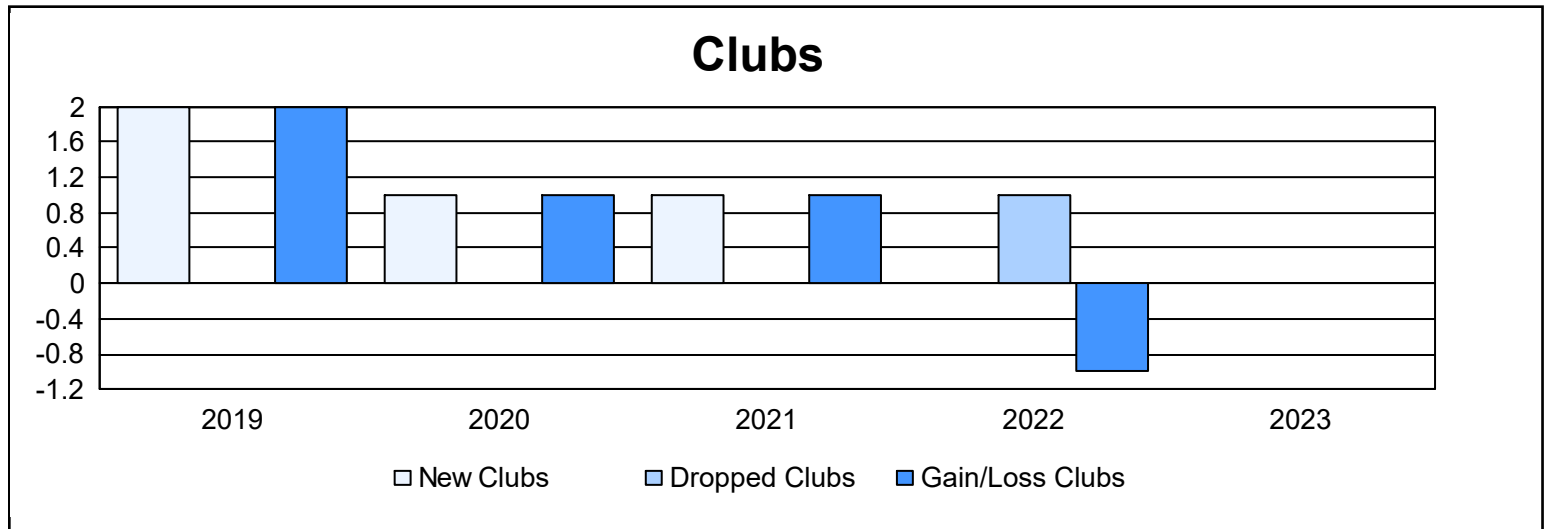
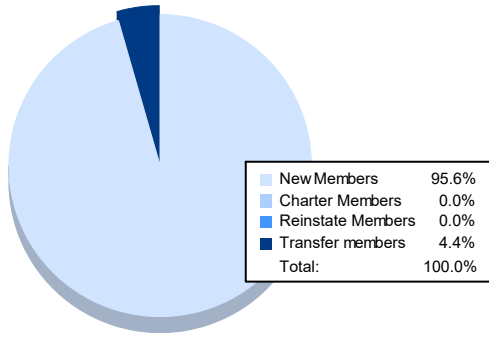


Year	New Clubs	Dropped Clubs	Gain/ Loss Clubs	New Members	Charter Members	Reinstate Members	Transfer Members	Total Member Added	Total Members Dropped	Gain/ Loss Members
2018-2019	2	0	2	120	46	1	4	171	108	63
2019-2020	1	0	1	93	31	1	3	128	134	-6
2020-2021	1	0	1	85	20	2	4	111	120	-9
2021-2022	0	1	-1	75	0	0	4	79	147	-68
2022-2023	0	0	0	129	0	0	6	135	123	12
<b>Average</b>	<b>1</b>	<b>0</b>	<b>1</b>	<b>100</b>	<b>19</b>	<b>1</b>	<b>4</b>	<b>125</b>	<b>126</b>	<b>-2</b>



### Membership Composition June 2023 Cumulative



### Gender Composition June 2023 Cumulative

